

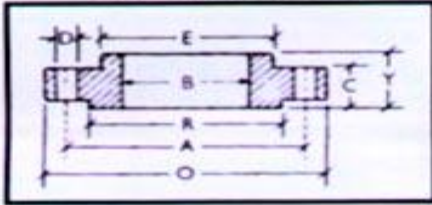


لوجيك للتجهيزات الفنية
Logic Technical Supplies

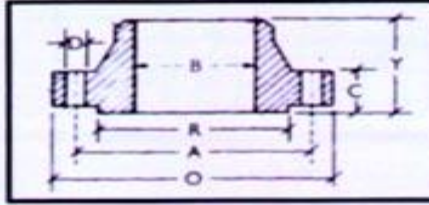
Dimension of Class 300 Flanges as Per ANSI B 16.5

Size 1/2" TO 24"
 Type WNRF, SORF, BLRF, Threaded
 Dimension ANSI B 16.5
 Material ASTM A182 F(SS304, SS304L, SS316, SS316L, SS316Ti, SS321, SS347, SS347H, ALLOY F1, F5, F11, F22) ASTM A350 (LF1, LF2, LF3) ASTM A105.

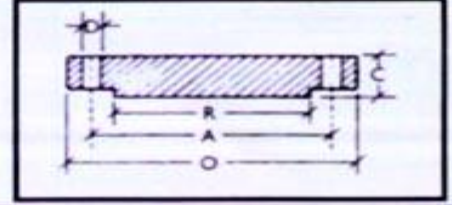
SLIP-ON FLANGE



WELDING NECK FLANGE



BLIND FLANGE



NOMINAL PIPE SIZE	FLANGE DIA	Dia of bolt circle	Dia of bolt holes	No of Holes	Thk of Flange	Dia of Hub	Length through Hub			Dia of Bore		Dia of R/F	Depth of socket
							S/O&S/W	W/N	L/J	S/O&S/W	L/J		
	O	A	D		C	E	Y	Y	Y	B	B	R	F
15	88.9	60.3	15.9	4	11.1	30.2	15.09	47.6	15.9	22.3	22.9	34.9	9.5
20	98.4	69.8	15.9	4	12.7	38.1	15.9	52.4	15.9	27.7	28.2	42.9	11.1
25	107.9	79.4	15.9	4	14.3	49.2	17.5	55.6	17.5	34.5	35	50.8	12.7
32	117.5	88.9	15.9	4	15.9	58.7	20.6	57.1	20.6	43.2	43.7	63.5	14.3
40	127	98.4	15.9	4	17.5	65.1	22.2	61.9	22.2	49.5	50	73	15.9
50	152.4	120.6	19	4	19	77.8	25.4	63.5	25.4	62	62.5	92.1	17.5
65	177.8	139.7	19	4	22.2	90.5	28.6	69.8	28.6	74.7	75.4	104.8	19
80	190.5	152.4	19	4	23.8	107.9	30.2	69.8	30.2	90.7	91.4	127	20.6
100	228.6	190.5	19	8	23.8	134.9	33.3	76.2	33.3	116.1	116.8	157.2	23.8
125	254	215.9	22.2	8	23.8	163.5	36.5	88.9	36.5	143.8	144.5	185.7	23.8
150	279.4	241.3	22.2	8	25.4	192.1	39.7	88.9	39.7	170.7	171.4	215.9	27
200	342.9	298.4	22.2	8	28.6	246.1	44.4	101.6	44.4	221.5	222.2	269.9	31.7
250	406.4	361.9	25.4	12	30.2	304.8	49.2	101.6	49.2	276.3	277.4	323.8	33.3
300	482.6	431.8	25.4	12	31.8	365.1	55.6	114.3	55.6	327.1	328.2	381	39.7
350	533.4	476.2	28.6	12	34.9	400	57.1	127	79.4	359.1	360.2	412.7	41.3
400	596.9	539.7	28.6	16	36.5	457.2	63.5	127	87.3	410.5	411.2	469.9	44.4
450	635	577.8	31.7	16	39.7	504.8	68.3	139.7	96.8	461.8	462.3	533.4	49.2
500	698.5	635	31.7	20	42.9	558.8	73	144.5	103.2	513.1	514.3	584.2	54
600	812.8	749.3	34.9	20	47.6	663.6	82.5	152.4	111.1	615.9	615.9	692.1	63.5